

The following article appeared in *Botanical Sciences* 97 (1): 65-73 (2019); and may be found at: <https://doi.org/10.17129/botsci.2041>

This is an open access article distributed under the terms of the Creative Commons Attribution-NonCommercial 4.0 International (CC BY-NC 4.0) license <https://creativecommons.org/licenses/by-nc/4.0/>

MORPHOLOGICAL DIFFERENCES OF *TURNERA DIFFUSA* (TURNERACEAE) IN TWO POPULATIONS DIFFERING IN RAINFALL AT NORTHEASTERN MEXICO

DIFERENCIAS MORFOLÓGICAS DE *TURNERA DIFFUSA* (TURNERACEAE) EN DOS POBLACIONES DEL NORESTE DE MÉXICO CON DIFERENTE PRECIPITACIÓN

ANA LUCÍA URBIZU-GONZÁLEZ¹, JOEL FLORES^{2,*}, EDILIA DE LA ROSA-MANZANO¹, AND OCTELINA CASTILLO-RUIZ³

¹ Instituto de Ecología Aplicada-Universidad Autónoma de Tamaulipas, Ciudad Victoria, Tamaulipas., México.

² IPICYT-División de Ciencias Ambientales, San Luis Potosí, S.L.P., México.

³ U.A.M. Reynosa Aztlán-Universidad Autónoma de Tamaulipas, Tamaulipas, México.

*Corresponding author: joel@ipicyt.edu.mx

Abstract

Background: Plant morphology is the expression of a set of characteristics in response to environmental conditions and therefore to the availability of resources.

Questions: Are the populations of *Turnera diffusa* morphologically different due to climatic factors?

Species studied: *Turnera diffusa* Willd. ex Schult, known as “damiana”.

Study site and dates: Jaumave and Güémez in Tamaulipas, Mexico; during October 2013 and April 2014.

Methods: Abiotic characteristics of study sites and morphological traits of the plants were evaluated, as well as the exposure of the plants to light, and the flowering; 15 random transects of 100 m² each were made in each site. A multivariate analysis with linear discriminant functions was applied to determine possible differences between the two populations considering the morphological variables.

Results: The population of *T. diffusa* of Güémez did present higher branch density and bigger leaves than those of Jaumave, which can be related to the greater precipitation that is received in that locality in comparison with Jaumave. *Turnera diffusa* plants with higher height were found under natural shade conditions and flowering is a condition that seems to be unrelated to the exposure.

Conclusions: Populations of *Turnera diffusa* of Jaumave and Güémez were morphologically different.

Keywords: Branch density, climatic factors, damiana, semi-arid regions.

Resumen

Antecedentes: La morfología vegetal es la expresión de un grupo de características en respuesta a condiciones ambientales y, por lo tanto, a la disponibilidad de recursos.

Pregunta: ¿Son las poblaciones de *Turnera diffusa* morfológicamente diferentes debido a factores climáticos?

Especie de estudio: *Turnera diffusa* Willd. ex Schult, conocida como “damiana”.

Sitio de estudio y fechas: Jaumave y Güémez en Tamaulipas, México; durante octubre de 2013 y abril de 2014.

Métodos: Se evaluaron las características abióticas de los sitios de estudio, las características morfológicas de las plantas, la floración y la exposición de las plantas a la luz. Se realizaron al azar 15 transectos de 100 m² cada uno en cada sitio. Se aplicó un análisis multivariado con funciones lineales discriminantes para determinar las posibles diferencias entre las dos poblaciones considerando las variables morfológicas.

Resultados: La población de *T. diffusa* de Güémez presentó mayor densidad de ramas y hojas más grandes que la de Jaumave, lo cual puede estar relacionado con la mayor precipitación de Güémez en comparación con Jaumave. Las plantas de *T. diffusa* con mayor altura se encontraron bajo condiciones de sombra natural y la floración no parece estar relacionada con la exposición.

Conclusiones: Las poblaciones de *T. diffusa* de Jaumave y Güémez fueron morfológicamente distintas.

Palabras clave: Densidad de ramas, factores climáticos, damiana, regiones semiáridas.

Plant morphology is the expression of a set of characteristics in response to environmental conditions and therefore to the availability of resources. The shape of the plants is highly influenced by climatic and edaphic factors where they grow (Taiz & Zeiger 2006). These characteristics are important from the ecological point of view of the species and it is necessary to know them because they allow predicting their responses to climate change (Valverde *et al.* 2005).

It has been proven that environmental conditions such as temperature, relative humidity and altitudinal gradient influence the morphological characteristics of plants and their growth patterns (Viveros-Viveros *et al.* 2013). For example, for *Turnera sidoides* L. subsp. *pinnatifida* (Poir.) Arbo, Solís-Neffa (2010) conducted a study on the geographic patterns of morphological variation finding that morphotypes distributed over a wide geographical range occur in regions with different climatic regimes and display different habitat preferences. These authors showed that temperature and precipitation have an impact on these preferences, the largest leaf area in the Andean regions with greater precipitation and wider leaves in the warmer and wet areas; as well as the tendency to smaller leaves in cold and dry climates.

Water is one of the most influential factors in the plant morphology, its importance lies in the regulation of growth and its distribution (Folland *et al.* 2001). The annual precipitation patterns play a crucial role in the adaptation of the plants, in the strategies of water use and in the determination of the compositions of the vegetal communities. These patterns are related to plant phenotypes, soil characteristics and microclimates (Schwinning & Ehleringer 2001). For example, in *Eucalyptus grandis* W. Hill a positive and highly significant relationship was found between leaf area and greater water availability (Mejía-De Tafur *et al.* 2017). Although plant-water relationships have been an important part of eco-physiological research, the influence of variation in precipitation is poorly understood mainly due to the unpredictable nature of precipitation and the complexity of its function. Data on this topic have shown that the effects of rainfall variation on plant growth and ecosystem productivity can be complex and extensive and can differ widely between plants and ecosystems (Ogle & Reynolds 2004, Xu *et al.* 2007).

Light is another climatic factor that influences the growth and plant development, which plays a very important role, because the light received by plants influences the physiological and morphogenetic processes that determine the role of plants in the ecosystems (Taiz & Zeiger 2006). Particularly in arid and semi-arid ecosystems, the establishment of plants in open spaces with high availability of light is affected by water availability, for which plants can present morphological variation that allows them to adapt to these environments (Valladares *et al.* 2004). In semi-arid ecosystems, the plants limit the photosynthetic rate and its growth, presenting morphological and physiological adaptations to water deficit; these modifications include reduction of leaf area and productivity, deposition of waxes on leaves and stems, sunken stomata, abundant trichomes and, in some cases, the crassulacean acid metabolism (Passioura 1994, Lawlor & Tezara 2009).

Turnera diffusa Willd. is a small, deciduous, highly branched shrub, that measures between 30 and 200 cm of height; its leaves are lance-shaped with serrated edges and measure approximately 10 and 25 mm of length; it has small round fruits in the form of a capsule with a sweet smell and showy yellow flowers that appear during the summer (Alcaraz-Meléndez *et al.* 2007, Zhao *et al.* 2007, SEMARNAT 2008). It is supposed to originate in Brazil, but it is widely distributed in Mexico and Central America (Alcaraz-Meléndez & Véliz-Murillo 2006, Arbo & Espert 2009). In Mexico, it is located in Baja California, Baja California Sur, Campeche, Chiapas, Chihuahua, Coahuila, Colima, Guanajuato, Guerrero, Hidalgo, Jalisco, Michoacán, Morelos, Nayarit, Nuevo León, Oaxaca, Puebla, Querétaro, Quintana Roo, San Luis Potosí, Sinaloa, Sonora, Tamaulipas, Veracruz, Yucatán, and Zacatecas (Villaseñor 2016). It is generally associated with scrub, mainly xerophilous scrub and derived secondary vegetation, although there are also records in dry and humid forests, coastal dunes, and pastures, low forest and deciduous forest (Challenger & Soberón 2008). *Turnera diffusa* occurs in the arid and semi-arid zones of Tamaulipas, which are characterized by a hot climate, with an average annual precipitation of less than 900 mm, and usually the populations of this species are associated with thickets and thorny forest at altitudes ranging between 20 and 1,600 m a.s.l. (Holmgren *et al.* 1990).

There are two varieties of *T. diffusa* Willd., *T. diffusa* var. *diffusa* and *T. diffusa* var. *aphrodisiaca* (Ward) Urb. (Arbo 2000), which show differences in leaf size and trichome density (Baez-Parra *et al.* 2018). For Tamaulipas only, *T. diffusa* var. *diffusa* has been found (Arbo 2000).

The economic importance of *T. diffusa* lies in its industrial use as an infusion beverage, flavoring, liqueur ingredient and also has a medicinal use in traditional Mexican herbal medicine, since it is attributed to stimulating nervous, aphrodisiac and diuretic effects, mainly (Osuna-Leal & Meza-Sánchez 2000). Likewise, antimicrobial effects and possible hypoglycemic properties have also been reported (Zhao *et al.* 2007).

The morphological variability in cultivated and wild populations has been evaluated in different species, considering the number of branches and the height of the plant as main characteristics (Muñoz-Urías *et al.* 2008, Machahua 2010). It has been found that both wild and cultivated populations of *T. diffusa* present individuals between 30 and 200 cm of height (Alcaraz-Meléndez *et al.* 1994, Osuna-Leal & Meza-Sánchez 2000). However, despite its wide distribution, information of morphological parameters such as leaf area, flowering and seed production is null, which allows determining the morphological variability of the *T. diffusa* populations. It has been suggested that drought affects the growth and development of this species (Alcaraz-Meléndez & Véliz-Murillo 2006, Martínez de la Torre 2013).

We evaluated height, density of branches and leaf area of two populations of *T. diffusa* in the central zone of Tamaulipas, to address the hypothesis that water availability and temperature of the study sites affect growth of *T. diffusa*.

Materials and methods

Study area. The work was carried out in two sites in the central of Tamaulipas. Site 1 was in the municipality of Jaumave, 1 km south of the Padrón y Juárez “ejido” (23° 20' 33" 'N and 99° 25' 43" 'W), at an altitude of 930 m a.s.l. This site is characterized by a semi-dry semi-warm climate, with an average annual temperature of 20 °C and an average annual rainfall of 500 mm; the soil is of haplico xerosol type and predominant vegetation is submontane scrub; site 2, was located in the municipality of Güémez, located 4 km from the municipal seat in the “ejido” of the same name (23° 55' 58" 'N and 98° 58' 07" 'W) at 163 m a.s.l., presents a semi-warm subhumid temperate climate, with an average annual temperature of 24 °C, an average annual precipitation of 700 mm, the predominant soil type is calcareous regosol and the vegetation present is grassland and submontane scrub with secondary vegetation (INEGI 2014).

Identification. Plants from both populations were identified by Dr. Arturo Mora Olivo, research scientist from Instituto de Ecología Aplicada of the Universidad Autónoma de Tamaulipas.

Climatic variables. The information of the climatic variables (temperature and precipitation) were obtained from the nearest meteorological station to each study site through the Comisión Nacional del Agua. With these data, the average annual temperature and accumulated annual precipitation, from September 2013 to August 2014, were calculated.

Sampling and soil analysis. A field sampling was done at the beginning of the work in October 2013 in each site. Ten collection points were randomly marked, at each point soil samples were taken from the first 20 cm, subsequently mixed and a composite, homogeneous and representative sample was obtained from each site. The soil samples were air dried, ground and sieved (2 mm), and stored in plastic bags until analysis in the laboratory. The pH, electrical conductivity, texture and nutrients of the soil (organic matter, organic carbon and nitrogen) were measured. The pH was determined by the potentiometric method (pH Meter 5500 Daigger) in a 2:1 ratio. The electrical conductivity was determined by means of a conductimeter (AB30 Accumet Basic, Fisher Scientific) on a sample of water or soil extract, based on the theory of electrolytic dissociation (Fernández-Linares *et al.* 2006), and the texture was determined by the size of soil particles, applying the Bouyucos method (Fernández-Linares *et al.* 2006). Organic matter, total nitrogen and total organic carbon were determined using the Walkley and Black method (Galantini *et al.* 1994).

Plant morphology. To determine the sample number, a preliminary sampling was carried out using the plant height as the response variable, which was used to define the sample of 15 transects, with a limit of the estimation error of less than 1.7 cm for Jaumave and 1.3 cm for Güémez. In both sites, the error limit was lesser than the standard deviation.

Subsequently, random unrestricted sampling was carried out, applying the Gentry method (1988) to measure plant height, branch density, and leaf length and width in *T. diffusa* plants. The criterion used was to measure all the individuals of *T. diffusa* that were in the transect. In total, four samples were taken, two in each study site; in October 2013 and in April 2014. A total of 2,717 individuals considering all height classes were measured; 1,477 in Jaumave and 1,240 in Güémez.

Plant height and branch density. Plant height was measured from the ground level to the upper limit of the main branches, excluding the inflorescences. The branch density was determined as the number of branches per unit length of the stem. Both variables were determined according to Pérez-Harguindeguy *et al.* (2013).

Leaf area. All the 2,717 *T. diffusa* plants found in the evaluated transects in both sites, Jaumave and Güémez, were considered. A healthy single leaf of each individual was randomly chosen, and the length and width were measured to estimate leaf area. Leaf area was calculated as an ellipse according to de la Rosa-Manzano *et al.* (2014).

Exposure of plants to light. It was recorded if each plant was exposed to light or under the shade of a tree or shrub in the transects, in each study site.

Flowering. It was recorded if each plant of *T. diffusa* was in bloom in the transects, in each study site.

Statistical analysis. To compare the means of each morphological variable between populations, a one-way analysis of variance (ANOVA) was applied. In addition, a multivariate analysis with linear discriminant functions was performed, to determine the possible differences between populations studied considering the morphological variables (plant height, density of the branches and leaf area) as a whole. This analysis was used to assign cases to a group defined by a previous classification and recently, to evaluate a classification based on a certain number of attributes because this technique looks for discriminant functions that maximize the differences between populations. To measure the degree of linear relationship between precipitation and morphological variables (height, branch density and leaf area), a Pearson's simple correlation analysis was carried out for each month in which the measurements were carried out.

A chi-square test (χ^2) was applied to evaluate flowering between study sites; as well to evaluate flowering in relation to the exposure of the plants in each study site. In addition, we considered three classes of plant height: 10-25 cm (seedlings), 26-40 cm (saplings and adults) and 41-95 cm (saplings and adults), and a chi-square test (χ^2) was applied to evaluate the possible differences between the exposed plants and under shade for each height class in each study site. The statistical analyzes were done with the Statistica® 8.0 Program (Weiß 2007).

Results

Climatic variables of the sites. Annual rainfall and average annual temperature were lower in Jaumave (797 mm and 21 °C, respectively) than in Güémez (1681 mm and 25 °C, respectively). During the period evaluated (September 2013 - August 2014) in Jaumave, only two peaks of precipitation were recorded, in September 2013 (240 mm) and July-August 2014 (210 mm) and in Güémez were three very marked peaks, in September of 2013 (270 mm), January-March (220-230 mm), and July-August 2014 (215-210 mm). Regarding temperature, a decrease was observed in January 2014 (15 °C in Jaumave and 19 °C in Güémez) with a peak in July to August 2014, mainly in Güémez (30-33 °C) (Figure 1).

The texture, pH and electrical conductivity of the soil were very similar at the two sites; both soils showed characteristics of sediment trawl soils, not very permeable, moderately alkaline and not saline; however, nutrients, organic matter and carbon were higher in Jaumave compared to Güémez (Table 1).

Morphology of T. diffusa. We did not find differences in height between Jaumave and Güémez populations (24.5 ± 0.29 vs 24.1 ± 0.30 cm, respectively; $F_{1, 2715} = 0.8403$, $P > 0.01$, Figure 2A). Branch density ($F_{1, 2715} = 4339.07$,

Table 1. Physicochemical characteristics of the soil of Jaumave and Güémez, Tamaulipas.

Soil physical-chemistry parameters	Jaumave	Güémez
pH	8.1	8.24
Texture	Silt loam	Sandy clay loam
Conductivity (µmhos/cm)	0.95	1.52
Organic Matter Content (%)	9.56	6.89
Organic Carbon (%)	5.6	3.9
Nitrogen (mg kg ⁻¹)	0.32	0.39

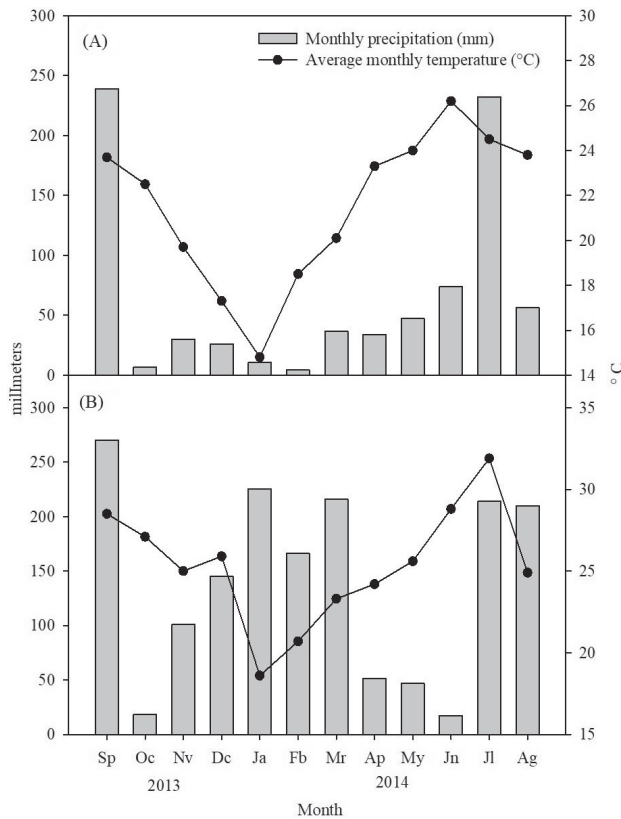


Figure 1. Register of monthly total precipitation and average monthly temperature in Jaumave (A) and Güémez (B), at Northeastern Mexico, during September 2013 to August 2014.

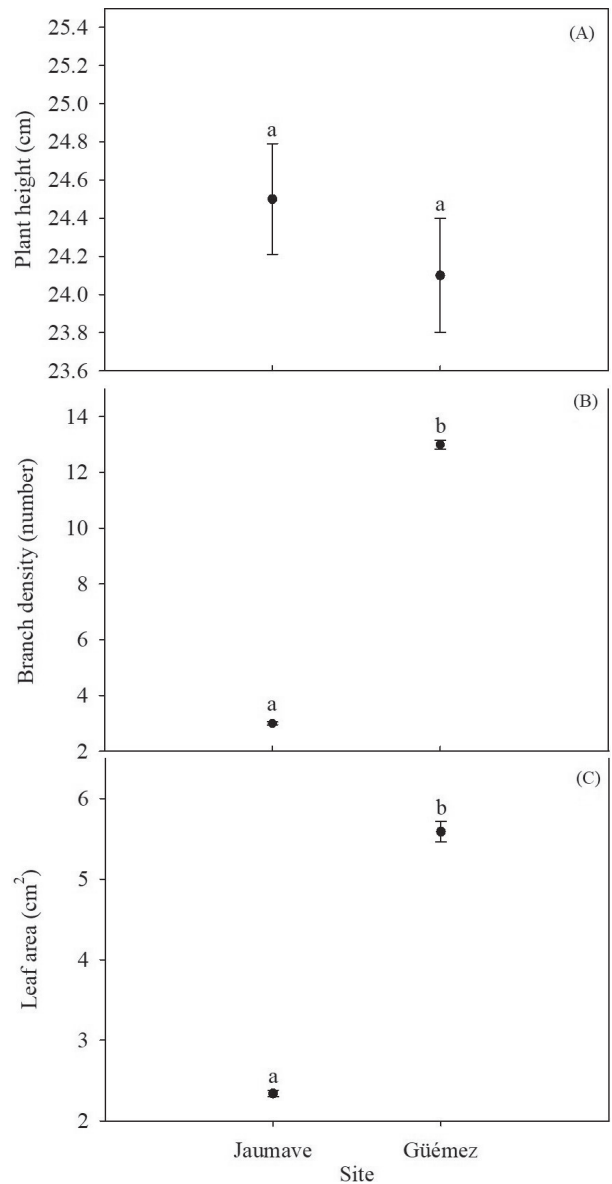


Figure 2. Morphological variables of *Turnera diffusa* in the populations of Jaumave and Güémez, at Northeastern Mexico. Each point indicates the mean ± standard error. Different letters between sites are statistically different means ($P < 0.01$).

$P < 0.01$) and leaf area ($F_{1,2715} = 685.68$, $P < 0.01$) did show differences between populations, the values were higher in the plants of Güémez (13 ± 0.16 branches / plant and 5.59 ± 0.13 cm², respectively) compared to those of Jaumave (3 ± 0.05 branches / plant and 2.34 ± 0.04 cm², respectively; Figure 2B and C).

We found significant differences in leaf length ($F_{1,2715} = 652.7$, $P < 0.01$) and leaf width ($F_{1,2715} = 705.4$, $P < 0.01$) between Jaumave and Güémez populations. The longest and widest leaves were found in Güémez (1.81 ± 0.04 cm and 0.84 ± 0.02 cm, respectively), in contrast to those of Jaumave (1.22 ± 0.02 cm and 0.57 ± 0.01 cm, respectively; Figure 3A and B).

The analysis of linear discriminant functions showed that there are significant differences between the two populations of *T. diffusa* (Wilk's Lambda = 0.336, $F_{3,2713} = 1,786.2$, $P < 0.01$), branch density was the variable that contributed the greater variation and the relation of this variable was negative. The plant height contributed with the least variation between populations (Table 2).

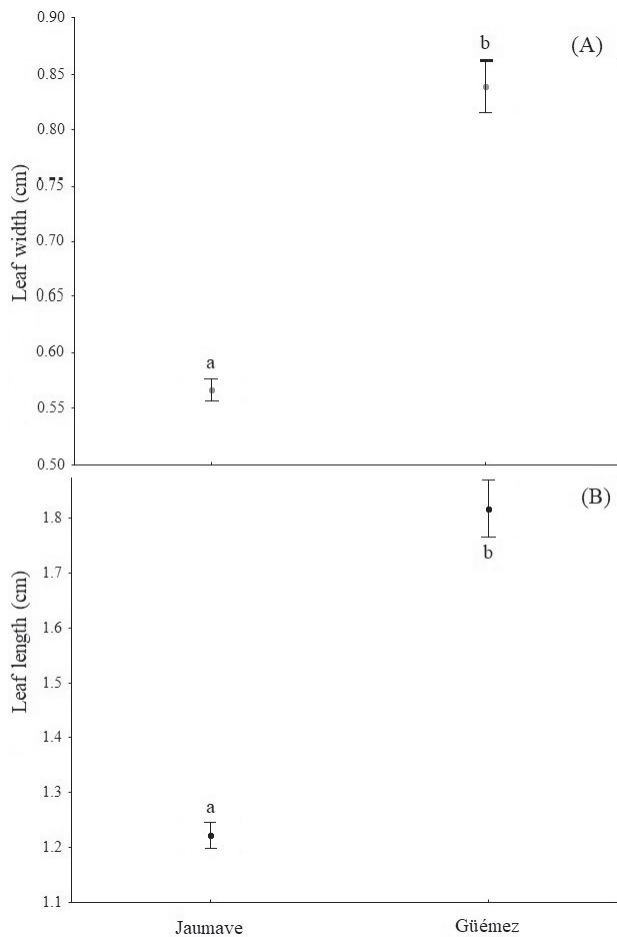


Figure 3. Leaf (A) width and (B) length of *Turnera diffusa* in the populations of Jaumave and Güémez, at Northeastern Mexico. Each point indicates the mean \pm standard error. Different letters between sites are statistically different means ($P < 0.01$).

Table 2. Analysis of linear discriminant functions of *Turnera diffusa* plants in two populations at Northeastern Mexico.

	Wilks' Lamb	Partial Lamb	F	P	Toler	1-Toler
Plant height	0.3483	0.9694	98.669	0.0000	0.9402	0.0598
Branch density	0.7983	0.4210	3730.971	0.0000	0.9406	0.0593
Leaf area	0.3689	0.9111	264.651	0.0000	0.1695	0.0008

The Jaumave plants did present 2.4 % with characteristics associated with the plants of the Güémez population, whereas the Güémez plants did show 15.6 % with characteristics associated with the plants of the Jaumave population. However, 91.6 % of the total plants were classified according to the corresponding population (Table 3). Finally, the analysis of discriminant functions was validated, obtaining a Cohen Kappa value of 0.8291; therefore, it is considered a good model.

A strong linear association was found between precipitation and branch density ($r = 0.85$, $P < 0.05$) at each study site in October 2013, and moderate association ($r = 0.72$, $P < 0.05$) in April 2014. Precipitation and foliar area did show a moderate association in October 2013 ($r = 0.44$, $P < 0.05$) and April 2014 ($r = 0.46$, $P < 0.05$), respectively (Table 4).

Exposure of plants to light and flowering. The site was not related to flowering of *T. diffusa* ($\chi^2 = 0.46$, $df = 1$, $n = 2,716$, $P = 0.49$), nor with the shade condition ($\chi^2 = 0.04$, $df = 1$, $n = 2,716$, $P = 0.83$). The percentage of plants found in flowering was 63 % in Jaumave and 58 % in Güémez; and under

Table 3. Classification of *Turnera diffusa* plants according to functional linear discriminant analysis.

	% correctly classified	Jaumave population (density)	Güémez population (density)	Total
Jaumave population	97.63033	1442	35	1,477
Güémez population	84.43549	194	1046	1,240
Total	91.60839	1636	1081	2,717

Table 4. Correlation coefficients of precipitation and morphological variables between the months in which the measurements were carried out.

Sampling	Plant height r	Branch density r	Leaf área r
October 2013	-0.03456	0.852347	0.440247
April 2014	0.004106	0.724602	0.458145

shade was 56 % in Jaumave and 57 % in Güémez (Figure 4). There is a relation between the plants exposed and under shade with the plant height in the population of Jaumave ($\chi^2_{(1, N = 1403)} = 83.72 P < 0.005$), where the greatest number of plants was observed under shade in the strata of higher heights (26-40 and 41-95 cm) ($\chi^2_{(1, N = 1403)} = 15.32 P < 0.005$). This pattern is also observed in the population of Güémez, but it was not significant ($\chi^2_{(1, N = 1185)} = 4.03 P > 0.005$, Figure 5).

Discussion

The number of branches and the leaf area showed greater variability between the plants of *Turnera diffusa* of Jaumave and Güémez, the values of these variables were higher in Güémez. These differences are influenced by precipitation, since the monthly averages of precipitation were higher in Güémez compared to Jaumave, which was supported by the Pearson correlation analysis. It is widely known that water deficit is one of the main environmental factors that limit growth, photosynthesis and plant productivity (Shao *et al.* 2008). The number of branches was mainly responsible for the variation between populations, as in the Fabaceae *Lotus tenuis* Waldst. & Kit., where the number of branches and other morphological characteristics such as the length of the longest branch, the width / length ratio of the central leaflet and the dry weight of the aerial biomass, differed among the populations (Stoffella *et al.* 1998).

The reduction of the leaf area of *T. diffusa* at the site with the least rainfall (Jaumave) is influenced by the water deficit. Similarly, Solís-Neffa (2010) found in *Turnera sidoides* L. that the lower leaf area decreases under low water availability. It is suggested that in arid or semi-arid environments, such as the Ejido Padrón y Juárez in Jaumave, the reduction of the leaf surface is a mechanism of protection or tolerance adopted by the plants in order to avoid the loss of water by transpiration, in addition to other physiological responses such as the reduction of stomatal conductance, changes at the cellular and molecular level, root growth and changes in the assimilation of CO₂ to reduce the photosynthetic rate (Medrano *et al.* 2007, Moreno 2009).

The analysis of discriminant functions showed significant differences for the height, the density of the branches and the leaf area. These results are similar to those found in *Jatropha curcas* L. in Perú, where the total height of the plant and the number of branches per plant among the different populations were significant differences, which was attributed to the variation in the environmental factors and the type of soil (Machahua 2010). Likewise, significant differences were registered between populations of *J. curcas* in India, with respect to the number of branches in relation to altitude, and for the effects of the edapho-climatic factors (Pant *et al.* 2006). Morphological variations have also been found among populations of *Opuntia* species (*O. cantabrigiensis* Lynch, *O. leucotricha* DC., *O. rastrera* F.A.C. Weber, *O. robusta* H.L. Wendl. ex Pfeiff. and *O. streptacantha* Lem.) in the southern Chihuahuan Desert; these species did show variation in the height of the stem and the number of spines (Muñoz-Urías *et al.* 2008). In other hand, Domínguez-Gómez *et al.* (2013) found little differences (1 cm) in the average height between two populations of *T. diffusa* with similar climatic characteristics in the arid region of Mexico, but the differences are only numerical because statistical analysis was not carried out. However, in other studies for different species it is suggested that morphological differences could be influenced by environmental conditions such as solar radiation and edaphic, as well as genetic factors (Silva *et al.* 2001, Hernández *et al.* 2007, Premoli *et al.* 2012).

The height of *T. diffusa* did show no significant differences between populations when was analyzed by itself;

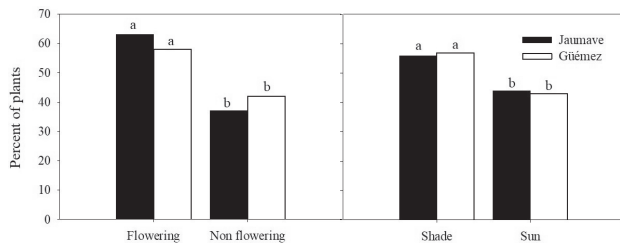


Figure 4. Relationship of the site with the flowering and the natural condition of sun and shade of *Turnera diffusa* plants with Jaumave and Güémez populations. Different letters indicate statistical differences ($P < 0.01$).

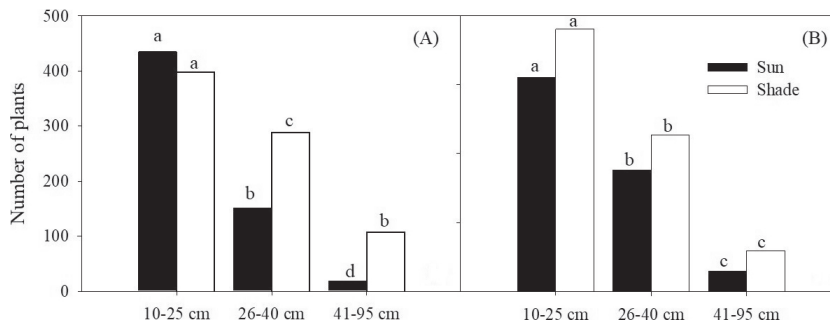


Figure 5. Relationship of the natural condition of sun and shade with the height of the plants of *Turnera diffusa* in the (A) Jaumave and (B) Güémez populations.

however, in the set of variables treated by the analysis of discriminant functions, it was significant. This analysis maximizes the differences between populations, and plant height was the variable that showed the least variation, so the probability that the differences of height of *T. diffusa* in Jaumave and Güémez is very low. The higher height of *T. diffusa* was found under natural shade conditions in Jaumave. The influence of light on the plant growth also has been found in *T. trioniflora* Sims plants that increased foliar area and decreased foliar thickness in response to shade (Kahar 2009). The species *T. diffusa* may need a plant that provides protection and offers specific microclimatic conditions for greater growth and development, as found for many arid and semiarid species (Steenbergh & Lowe 1969, Flores & Jurado 2003); for this reason, plants of this species are usually found under trees and between plants with thorns, in microenvironments formed under nurse plants (Alcaraz-Meléndez & Véliz-Murillo 2006). The relationship of height of the plant and exposure to light was not significant in the Güémez plants, this could be due that in this site the vegetation is denser and greater precipitation occurs (INEGI 2014).

Flowering is a condition that was not related to the exposure to light, similar to findings for *Coffea arabica* L. that did not show significant differences between the numbers of flowers considering shade treatments (Estívariz & Muschler 1997). However, it differs from other species, where different light conditions have a great influence on flowering, advancing or delaying it (Benvenuti *et al.* 1994, Valverde *et al.* 2009).

In conclusion, plants of *T. diffusa* from Jaumave and Güémez populations were morphologically different. Those of Jaumave had smaller number of branches and smaller leaves in comparison with the plants of Güémez; which was related to the greater precipitation that occur in Güémez in comparison with Jaumave. These differences are mainly marked by the density of the branches, which had a negative relationship with the height of the plants, so that, at a greater height of the plant, the density of the branches decreases.

These results contribute to understanding the growth plasticity of the useful species *T. diffusa* and could enhance the propagation of large numbers of cultivated individuals outside their habitats, promoting *ex situ* conservation. In addition, knowledge on the phenotypic plasticity of this species can help understand and predict their adaptive response to climate change and potential changes in plant distribution due to the loss of nurse plant species.

Acknowledgments

The authors wish to thank the Consejo Nacional de Ciencia y Tecnología (CONACyT) for the doctorate scholarship granted to the first author.

Literature cited

Alcaraz-Meléndez L, Véliz-Murillo MG. 2006. Comercialización de una planta del desierto: Damiana (*Turnera diffusa*). *Revista Mexicana de Agronegocios*. **10**: 1-13.

- Alcaraz-Meléndez L, Real-Cosío S, Bashan Y. 1994. Domestication of micropropagated plants of the spice damiana (*Turnera diffusa*). *Plant Cell Reports*. **13**: 679-682. DOI: <http://doi.org/10.1007/BF00231623>
- Alcaraz-Meléndez L, Real-Cosío S, Suchy V, Svajdlenka E. 2007. Differences in essential oil production and leaf structure in pheno-types of damiana (*Turnera diffusa* willd. *Journal of Plant Biology*. **50**: 378-382. DOI: <http://doi.org/10.1007/BF03030671>
- Arbo, MM. 2000. Estudios sistemáticos en *Turnera* (Turneraceae) II. Series Annulares, Capitatae, Microphyllae y Papilliferae. *Bonplandia*. **10**: 1-82.
- Arbo MM, Espert SM. 2009. Morphology, phylogeny and biogeography of *Turnera* L. (Turneraceae). *Taxon*. **58**: 457-467. DOI: <http://doi.org/10.1002/tax.582011>
- Baez-Parra KM, Alcaraz-Melendez L, Santamaria-Miranda A, Heredia JB, Leon-Felix J, Muy-Rangel MD, Angulo-Escalante MA. 2018. Leaf morphology and anatomy of varieties of *Turnera diffusa* var. *diffusa* and *Turnera diffusa* var. *aphrodisiaca* (Ward) Urb. *African Journal of Traditional, Complementary and Alternative Medicines*. **15**: 110-116. DOI: <http://doi.org/10.21010/ajtcam.v15i1.11>
- Benvenuti S, Macchia M, Stefani A. 1994. Effects of shade on reproduction and some morphological characteristics of *Abutilon theophrasti* Medik., *Datura stramonium* L. and *Sorghum halepense* (L.) Pers. *Weed Research*. **34**: 283-288. DOI: <http://doi.org/10.1111/j.1365-3180.1994.tb01996.x>
- Challenger A, Soberón J. 2008. Los ecosistemas terrestres. In: Soberón J, Halffter G, Llorente-Bousquets J. *Capital Natural de México Vol I: Conocimiento Actual de La Biodiversidad*. México: CONABIO. ISBN: 978-607-7607-03-8
- De la Rosa-Manzano E, Andrade G, Reyes-García C. 2014. Epiphytic orchids in tropical dry forests of Yucatan, Mexico-Species occurrence, abundance and correlations with host tree characteristics and environmental conditions. *Flora*. **209**: 100-109. DOI: <http://doi.org/10.1016/j.flora.2013.12.002>
- Mejía-De Tafur MS, Zapata-Duque CM, Urrego-Meza JB, Ibarra-Espinoza DM, Leal JJ. 2017. Efecto del estrés hídrico sobre la acumulación y distribución de biomasa en *Eucalyptus grandis* W. Hill ex Maiden. *Acta Agronómica*. **66**: 56-62. DOI: <http://doi.org/10.15446/acag.v66n1.52628>
- Domínguez-Gómez TG, González-Rodríguez H, Ramírez-Lozano RG, Estrada-Castillón AE, Cantú-Silva I, Gómez-Meza MV, Villarreal-Quintanilla JA, Alvarado-MS, Alanís-Flores G. 2013. Diversidad estructural del matorral espinoso tamaulipeco durante las épocas seca y húmeda. *Revista Mexicana de Ciencias Forestales*. **4**: 106-122. DOI: <http://doi.org/10.29298/rmcf.v4i1.7.425>
- Estívariz J, Muschler R. 1997. Efecto de la sombra sobre la floración y producción de *Coffea arabica* var. *caturrea*, después de una poda completa en Turrialba, Costa Rica. *Agroforestería en las Américas*. **5**: 17-18.
- Fernández-Linares L, Rojas-Avelizapa NG, Roldán-Carrillo TG, Ramírez-Islas ME, Zegarra-Martínez HG, Uribe-Hernández R, Reyes-Ávila RJ, Flores-Hernández D, Arce-Ortega JM. 2006. *Manual de técnicas de análisis de suelos*. México: INE-IMP. ISBN: 968-489-039-7
- Flores J, Jurado E. 2003. Are nurse-protégé interactions more

- common among plants from arid environments? *Journal of Vegetation Science*. **14**: 911-916.
DOI: <http://doi.org/10.1111/j.1654-1103.2003.tb02225.x>
- Folland CK, Karl TR, Christy JR, Clarke RA, Gruza GV, Jouzel J, Mann ME, Oerlemans J, Salinger MJ, Wang SW. 2001. Observed climate variability and change. In: Houghton Y, Ding DJ, Griggs M, Noguier PJ, Dai X, Maskell K, Johnson CA, eds. *Climate Change 2001. The Scientific Basis. Contribution of Working Group I to the Third Assessment Report of the Intergovernmental Panel on Climate Change*. Cambridge: Cambridge University Press, 30. ISBN 0521 01495 6
- Galantini JA, Rossel RA, Iglesias JO. 1994. Determinación de materia orgánica empleando el método de Walkley y Black en fracciones granulométricas de suelos. *Ciencias del Suelo*. **12**: 81-83.
- Gentry AH. 1988. Changes in plant community diversity and floristic composition on environmental and geographical gradients. *Annals of the Missouri Botanical Garden*. **75**: 1-34.
DOI: <http://doi.org/10.2307/2399464>
- Hernández M, Terrazas T, Delgado-Alvarado A, Luna-Cavazos M. 2007. Los estomas de *Myrtillocactus geometrizans* (Mart. ex Pfeiff.) Console (Cactaceae): variación en su área de distribución. *Revista Fitotecnia Mexicana*. **30**: 235-240.
- Holmgren P, Holmgren NH, Barnett LC. 1990. *Index herbariorum. Part I: The herbaria of the world*. New York: New York Botanical Garden.
- INEGI. 2014. *Anuario estadístico y geográfico de Tamaulipas 2014*. México: INEGI. ISBN 978-607-739-382-5
- Kahar SA. 2009. Growth and flowering of shrub (*Turnera triniflora*) under different shade levels. *Journal of Tropical Agriculture and Food Science*. **37**: 9-14.
- Lawlor DW, Tezara W. 2009. Causes of Decreased Photosynthetic Rate and Metabolic Capacity in Water-deficient Leaf Cells: A Critical Evaluation and Integration of Mechanisms and Processes. *Annals of Botany*. **103**: 561-579. DOI: <http://doi.org/10.1093/aob/mcn244>
- Machahua M. 2010. *Variabilidad morfológica en poblaciones de *Jatropha curcas* L. "piñón blanco" (Euphorbiaceae)*. BSc. Thesis, Universidad Nacional Mayor de San Marcos.
- Martínez de la Torre JA. 2013. Evaluación económico-financiera de un plan de negocios para la damiana seca. *Revista Mexicana de Ciencias Forestales*. **4**: 86-100.
- Medrano H, Bota J, Cifre J, Flexas J, Ribas-Carbó M, Gulías J. 2007. Eficiencia en el uso del agua por las plantas. *Investigaciones Geográficas*. **43**: 63-84.
- Moreno FLP. 2009. Respuesta de las plantas al estrés por déficit hídrico. Una revisión. *Agronomía Colombiana*. **27**: 179-191.
- Muñoz-Urías A, Palomino-Hasbach G, Terrazas T, García-Velázquez A, Pimienta-Barrios E. 2008. Variación anatómica y morfológica en especies y entre poblaciones de *Opuntia* en la porción sur del Desierto Chihuahuense. *Boletín de la Sociedad Botánica de México*. **83**: 1-11.
DOI: <http://doi.org/10.17129/botsoci.1784>
- Ogle K, Reynolds JF. 2004. Plant responses to precipitation in desert ecosystems: integrating functional types, pulses, thresholds, and delays. *Oecologia*. **141**: 282-294.
DOI: <http://doi.org/10.1007/s00442-004-1507-5>
- Osuna-Leal E, Meza-Sánchez R. 2000. *Producción de plantas y establecimiento y manejo de plantaciones de *Damiana Turnera diffusa* Willd.* La Paz: INIFAP. ISSN 1405-597X
- Pant KS, Khosla V, Kumar D, Gariola S. 2006. Seed oil content variation in *Jatropha curcas* Linn. in different altitudinal ranges and site conditions in H.P. India. *Lyonia a Journal of Ecology and Application*. **11**: 31-34.
- Passioura JB. 1994. The Yield of Crops in Relation to Drought. In: Boote KJ, Bennett JM, Sinclair TR, Paulsen GM, eds. *Physiology and Determination of Crop Yield*. Gainesville: American Society of Agronomy, 343-359. DOI: <http://doi.org/10.2134/1994.physiologyanddetermination.c23>
- Pérez-Harguindeguy N, Díaz S, Garnier E, Lavorel S, Poorter H, Jaureguiberry P, Bret-Harte MS, Cornwell WK, Craine JM, Gurvich DE, Urcelay C, Veneklaas EJ, Reich PB, Poorter L, Wright IJ, Ray P, Enrico L, Pausas JG, De Vos AC, Buchmann N, Funes G, Quétier F, Hodgson JG, Thompson K, Morgan HD, Ter Steege H, Van Der Heijden MGA, Sack L, Blonder B, Poschold P, Vaieretti MV, Conti G, Staver AC, Aquino S, Cornelissen JHC. 2013. New handbook for standardised measurement of plant functional traits worldwide. *Australian Journal of Botany*. **61**: 167-234. DOI: <http://doi.org/10.1071/BT12225>
- Premoli AC, Acosta MC, Mathiasen P, Donoso C. 2012. Variación genética en *Nothofagus* (subgénero *Nothofagus*). *Bosque*. **33**: 115-125.
DOI: <http://doi.org/10.4067/S0717-92002012000200001>
- Schwinning S, Ehleringer JR. 2001. Water use trade-offs and optimal adaptations to pulse-driven arid ecosystems. *Journal of Ecology*. **89**: 464-480.
DOI: <http://doi.org/10.1046/j.1365-2745.2001.00576.x>
- SEMARNAT. 2008. *Manual que Establece los Criterios Técnicos para el Aprovechamiento Sustentable de Recursos Forestales No Maderables de Clima Árido y Semiárido*. Ciudad de México: SEMARNAT-INIFAP.
- Shao HB, Chu LY, Shao MA, Abdul-Jaleel C, Mi H. 2008. Higher plant antioxidants and redox signaling under environmental stresses. *Comptes Rendus Biologies*. **331**: 433-441. DOI: <http://doi.org/10.1016/j.crv.2008.03.011>
- Silva H, Acevedo E, Silva P. 2001. Anatomía del tejido fotosintético de diez taxa de *Opuntia* establecidos en el secano árido mediterráneo de Chile. *Revista Chilena de Historia Natural*. **74**: 341-351.
DOI: <http://doi.org/10.4067/S0716-078X2001000200011>
- Solis-Neffa VG. 2010. Geographic patterns of morphological variation in *Turnera sidoides* subsp. *pinnatifida* (Turneraceae). *Plant Systematics and Evolution*. **284**: 231-253. DOI: <http://doi.org/10.1007/s00606-009-0249-6>
- Steenbergh WF, Lowe CH. 1969. Critical factors during the first years of life of the saguaro (*Cereus giganteus*) at Saguaro National Monument, Arizona. *Ecology*. **50**: 825-834. DOI: <http://doi.org/10.2307/1933696>
- Stoffella S, Posse G, Collantes M. 1998. Variabilidad fenotípica y genotípica de poblaciones de *Lotus tenuis* que habitan suelos con distinto pH. *Ecología Austral*. **8**: 57-63.
- Taiz L, Zeiger E. 2006. *Plant Physiology*. Massachusetts: Sinauer Associate. ISBN-13: 978-0878938568
- Valladares F, Aranda I, Sánchez-Gómez D. 2004. *La luz como*

- factor ecológico y evolutivo para las plantas y su interacción con el agua. Ecología del bosque mediterráneo en un mundo cambiante.* Madrid: Organismo Autónomo de Parques Nacionales. Ministerio de Medio Ambiente.
- Valverde T, Meave JA, Carabias J, Cano-Santana Z. 2005. *Ecología y medio ambiente.* México: Pearson Educación. ISBN: 9789702605362
- Valverde K, Chang M, Rodríguez-Delfin A. 2009. Effect of the light quality on the nitrate reductase activity in lettuce plants grown in NFT. *Acta Horticulturae.* **843**: 89-96. DOI: <http://doi.org/10.17660/ActaHortic.2009.843.9>
- Villaseñor JL. 2016. Checklist of the native vascular plants of Mexico. *Revista Mexicana de Biodiversidad.* **87**: 559-902. DOI: <http://doi.org/10.1016/j.rmb.2016.06.017>
- Viveros-Viveros H, Camarillo-Luna AR, Sáenz-Romero C, Aparicio-Rentería A. 2013. Variación altitudinal en caracteres morfológicos de *Pinus patula* en el estado de Oaxaca (México) y su uso en la zonificación. *Bosque.* **34**:173-179. DOI: <http://doi.org/10.4067/S0717-92002013000200006>
- WeiB, CH. 2007. Statsoft, Inc., Tulsa, OK.: STATISTICA, Version 8. *AStA* **91**: 339-341. DOI <http://doi.org/10.1007/s10182-007-0038-x>
- Xu H, Li Y, Xu G, Zou T. 2007. Ecophysiological response and morphological adjustment of two Central Asian desert shrubs towards variation in summer precipitation. *Plant, Cell & Environment.* **30**: 399-409. DOI: <http://doi.org/10.1111/j.1365-3040.2006.001626.x>
- Zhao J, Pawar SR, Ali Z, Khan AI. 2007. Phytochemical investigation of *Turnera diffusa*. *Journal of Natural Products.* **70**: 289-292. DOI: <http://doi.org/10.1021/np060253r>

Associated editor: Monserrat Vázquez Sánchez

Author Contributions: ALUG conceived and designed the study, performed field work, analyzed data, and wrote the paper. JF conceived and designed the study, conducted field work, and reviewed drafts of the paper. ERM wrote the paper, and reviewed drafts of the paper. OCR designed the study, and reviewed drafts of the paper.